
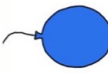



















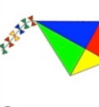

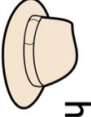





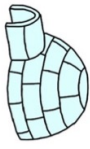





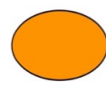













40L Consonant and Vowel Charts in Color

40L Consonant Chart in Color

 p	 b	 m		
 wh	 w— wh			
 ph	 v			
 th	 th			
 t	 d	 n		
 s	 z		 l ll	 r— wr
 sh	 zh		 y—	
 ch	 j			
 k	 g			
 h—	 ng nk			 qu = kw
	 x = ks			

40L Vowel Chart in Color

 a	 e	 i	 o	 u
 a-e	 e-e	 i-e	 o-e	 u-e
 oo	 oo			
 au aw (a)ll	 ou ow	 oi oy	 or (w)ar	 ar
		 ur er ir (w)or	 ir er, ir er, eer ere, ler	 -ur -er -or -ar

Syllable Division

Divide between 2 consonants; before 1 (rab-bit; ra-dar, sun-lit; o-pen)

Divide between 2 words (sail-boat, lip-stick)

Divide between **unsounded** vowel teams (ra-di-o, me-ow, cas-u-al)

Divide after prefixes; before suffixes (pre-fix, be-fore; faith-ful, hap-pi-ness)

Divide 1 letter before -le; directly before -el (ta-ble, ket-tle; lev-el, reb-el)



















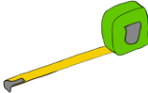

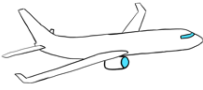






Latin Exceptions:

Divide before 1 consonant
(lim-it, met-al)



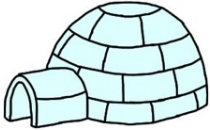










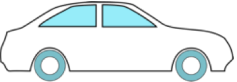







Divide between some vowels
that normally make a sound
(di-et, con-gru-ent)

	EA	<u>I</u> A	OA	<u>U</u> A
AE	EE	IE	OE	UE
AI	EI	<u>I</u> I	OI	UI
<u>A</u> O	<u>E</u> O	<u>I</u> O	OO	<u>U</u> O
AU	EU	<u>I</u> U	OU	<u>Y</u> O
AW	EW		OW	
AY	EY	<u>I</u> Y	OY	UY

40L Consonant Chart in Color

 p	 b	 m		
 wh	 w— wh			
 f ph	 v			
 th	 th			
 t -ed	 d -ed	 n	 l ll	 r— wr
 s c ss	 z s		 y—	
 sh -ti- -ci- -si-	 zh -si- -su- -ge, z			
 ch tch	 j g -ge -dge			
 k c ck	 g	 ng nk		 x = ks
 h—				 qu = kwh

40L Vowel Chart in Color

 a	 e ea	 i y	 o	 u
 a-e ai, ay ei, ey	 e-e ee ea ie	 i-e igh y uy	 o-e oa ow oe	 u-e eu, ew ue
 <u>oo</u> eu, ew ui ou	 <u>oo</u> u ou		 or (w) ar	 ar
 au aw (a) ll	 ou ow	 oi oy	 air err ere -ar	 <u>ir</u> er, ir ear, eer ere, ier
			 ur er ir (w) or	 -ur -er -or -ar

Syllable Division

Divide between 2 consonants; before 1 (rab-bit; ra-dar, sun-lit; o-pen)

Divide between 2 words (sail-boat, lip-stick)

Divide between unsounded vowel teams (ra-di-o, me-ow, cas-u-al)

Divide after prefixes; before suffixes (pre-fix, be-fore; faith-ful, hap-pi-ness)

Divide 1 letter before -le; directly before -el (ta-ble, ket-tle; lev-el, reb-el)
























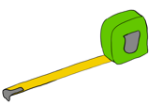


	EA	<u>IA</u>	OA	<u>UA</u>	
AE	EE	IE	OE	UE	
AI	EI	<u>II</u>	OI	UI	
<u>AO</u>	<u>EO</u>	<u>IO</u>	OO	<u>UO</u>	<u>YO</u>
AU	EU	<u>IU</u>	OU		
AW	EW		OW		
AY	EY	<u>IY</u>	OY	UY	

Latin Exceptions:



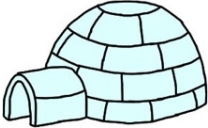










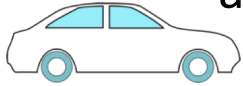







Divide before 1 consonant
(lim-it, met-al)

Divide between some vowels
that normally make a sound
(di-et, con-gru-ent)

40L Consonant Cards in Color


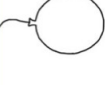

















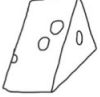





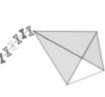


<p>WH</p>  <p>wh</p>	<p>W</p>  <p>w— wh</p>	<p>H</p>  <p>h—</p>		
<p>P</p>  <p>p</p>	<p>B</p>  <p>b</p>	<p>M</p>  <p>m</p>	<p>CH</p>  <p>ch tch</p>	<p>J</p>  <p>j g -ge -dge</p>
<p>T</p>  <p>t -ed</p>	<p>D</p>  <p>d -ed</p>	<p>N</p>  <p>n</p>	<p>L</p>  <p>l ll</p>	<p>R</p>  <p>r— wr</p>
<p>K</p>  <p>k c ck</p>	<p>G</p>  <p>g</p>	<p>NG</p>  <p>ng nk</p>	<p>F</p>  <p>f ph</p>	<p>V</p>  <p>v</p>
<p>TH</p>  <p>th</p>	<p>TH</p>  <p>th</p>	<p>S</p>  <p>s c ss</p>	<p>Z</p>  <p>z s</p>	<p>Y</p>  <p>y—</p>
<p>SH</p>  <p>sh -ti- -ci- -si-</p>	<p>ZH</p>  <p>zh -si- -su- -ge, z</p>		<p>QU</p>  <p>qu = kwh</p>	<p>X</p>  <p>x = ks</p>

40L Vowel Cards in Color















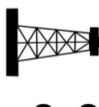






<p>A</p>  <p>a</p>	<p>E</p>  <p>e ea</p>	<p>I</p>  <p>i y</p>	<p>O</p>  <p>o</p>	<p>U</p>  <p>u</p>
<p>A</p>  <p>a-e ai, ay ei, ey</p>	<p>E</p>  <p>e-e ee ea ie</p>	<p>I</p>  <p>i-e igh y uy</p>	<p>O</p>  <p>o-e oa ow oe</p>	<p>U</p>  <p>u-e eu, ew ue</p>
<p>OO</p>  <p>oo ou ui</p>	<p>OO</p>  <p>oo u ou</p>	<p>E</p> <p>a_e i_e o_e u_e</p>	<p>OR</p>  <p>or (w) ar</p>	<p>AR</p>  <p>ar</p>
			<p>AIR</p>  <p>air err ere -ar</p>	<p>IR</p>  <p>îr er, ir ear, eer ere, ier</p>
			<p>UR</p>  <p>ur er ir (w) or</p>	<p>UR</p>  <p>-ur -er -or -ar</p>
<p>AU</p>  <p>au aw (a) ll</p>	<p>OU</p>  <p>ou ow</p>	<p>OI</p>  <p>oi oy</p>		

40L Consonant and Vowel Charts in Black and White

40L Consonant Chart in Black and White

 p	 b	 m		
 wh	 w— wh			
 f ph	 v			
 3 th	 th			
 t -ed	 d -ed	 9 n	 l ll	 r— wr
 s c ss	 z s		 y—	
 sh -ti- -ci- -si-	 zh -si- -su- -ge, z			
 ch tch	 j g -ge -dge			
 h—	 g	 ng nk		 qu = kwh
 k c ck	 g			 x = ks

40L Vowel Chart in Black and White

 a	 e ea	 i-e igh y	 o	 u-e eu, ew ue
 a-e ai, ay ei, ey	 e-e ee ea ie	 i-e igh y	 o	 u-e eu, ew ue
 oo eu, ew ui	 oo u ou			
 au aw (a) ll	 ou ow	 oi oy		
		 or (w) ar	 air air ere -ar	 ar
		 ur er ir (w) or	 ir er, ir ear, eer ere, ier	 -ur -er -or -ar

Syllable Division

Divide between 2 consonants; before 1 (rab-bit; ra-dar, sun-lit; o-pen)

Divide between 2 words (sail-boat, lip-stick)

Divide between **unsounded** vowel teams (ra-di-o, me-ow, cas-u-al)

Divide after prefixes; before suffixes (pre-fix, be-fore; faith-ful, hap-pi-ness)

Divide 1 letter before -le; directly before -el (ta-ble, ket-tle; lev-el, reb-el)









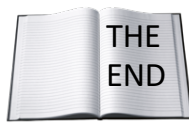







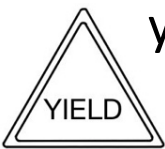

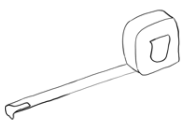
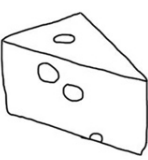
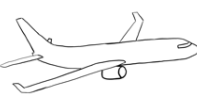



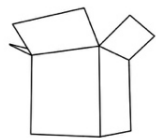


Latin Exceptions:

Divide before 1 consonant
(lim-it, met-al)



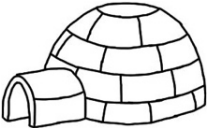





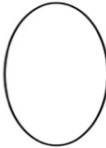




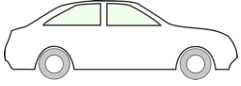
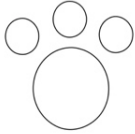






Divide between some vowels
that normally make a sound
(di-et, con-gru-ent)

	EA	<u>IA</u>	OA	<u>UA</u>
AE	EE	IE	OE	UE
AI	EI	<u>II</u>	OI	UI
<u>AO</u>	<u>EO</u>	<u>IO</u>	OO	<u>UO</u>
AU	EU	<u>IU</u>	OU	
AW	EW		OW	
AY	EY	<u>IY</u>	OY	UY
				<u>YO</u>

40L Consonant Chart in Black and White

 p	 b	 m		
 wh	 w— wh			
 f ph	 v			
 th	 th			
 t -ed	 d -ed	 n	 l ll	 r— wr
 s c ss	 z s		 y—	
 sh -ti- -ci- -si-	 zh -si- -su- -ge, z			
 ch tch	 j g -ge -dge			
 k c ck	 g	 ng nk		 x = ks
 h—				 qu = kwh

40L Vowel Chart in Black and White

 a	 e ea	 i y	 o	 u
 a-e ai, ay ei, ey	 e-e ee ea ie	 i-e igh y uy	 o-e oa ow oe	 u-e eu, ew ue
 <u>oo</u> eu, ew ui ou	 <u>oo</u> u ou		 or (w) ar	 ar
 au aw (a) ll	 ou ow	 oi oy	 air err ere -ar	 <u>ir</u> er, ir ear, eer ere, ier
			 ur er ir (w) or	 -ur -er -or -ar

Syllable Division

Divide between 2 consonants; before 1 (rab-bit; ra-dar, sun-lit; o-pen)

Divide between 2 words (sail-boat, lip-stick)

Divide between unsounded vowel teams (ra-di-o, me-ow, cas-u-al)

Divide after prefixes; before suffixes (pre-fix, be-fore; faith-ful, hap-pi-ness)

Divide 1 letter before -le; directly before -el (ta-ble, ket-tle; lev-el, reb-el)







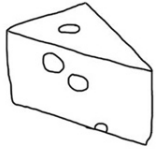
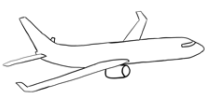





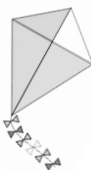










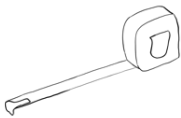

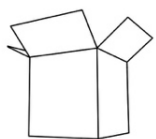
	EA	<u>IA</u>	OA	<u>UA</u>	
AE	EE	IE	OE	UE	
AI	EI	<u>II</u>	OI	UI	
<u>AO</u>	<u>EO</u>	<u>IO</u>	OO	<u>UO</u>	<u>YO</u>
AU	EU	<u>IU</u>	OU		
AW	EW		OW		
AY	EY	<u>IY</u>	OY	UY	

Latin Exceptions:



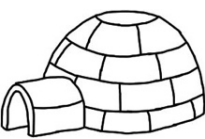



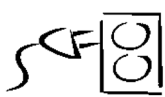

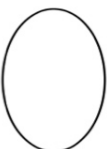




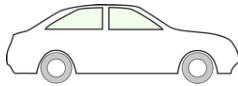




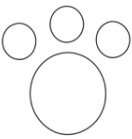


Divide before 1 consonant
(lim-it, met-al)

Divide between some vowels
that normally make a sound
(di-et, con-gru-ent)

40L Consonant Cards in Black and White


<p>WH</p>  <p>wh</p>	<p>W</p>  <p>w— wh</p>	<p>H</p>  <p>h—</p>		
<p>P</p>  <p>p</p>	<p>B</p>  <p>b</p>	<p>M</p>  <p>m</p>	<p>CH</p>  <p>ch tch</p>	<p>J</p>  <p>j g -ge dge</p>
<p>T</p>  <p>t -ed</p>	<p>D</p>  <p>d -ed</p>	<p>N</p>  <p>n</p>	<p>L</p>  <p>l ll</p>	<p>R</p>  <p>r— wr</p>
<p>K</p>  <p>k c ck</p>	<p>G</p>  <p>g</p>	<p>NG</p>  <p>ng nk</p>	<p>F</p>  <p>f ph</p>	<p>V</p>  <p>v</p>
<p>TH</p>  <p>th</p>	<p>TH</p>  <p>th</p>	<p>S</p>  <p>s c ss</p>	<p>Z</p>  <p>z s</p>	<p>Y</p>  <p>y—</p>
<p>SH</p>  <p>sh -ti- -ci- -si-</p>	<p>ZH</p>  <p>zh -si- -su- -ge, z</p>		<p>QU</p>  <p>qu = kwh</p>	<p>X</p>  <p>x = ks</p>

40L Vowel Cards in Black and White

<p>A</p>  <p>a</p>	<p>E</p>  <p>e ea</p>	<p>I</p>  <p>i y</p>	<p>O</p>  <p>o</p>	<p>U</p>  <p>u</p>
<p>A</p>  <p>a-e ai, ay ei, ey</p>	<p>E</p>  <p>e-e ee ea ie</p>	<p>I</p>  <p>i-e igh y uy</p>	<p>O</p>  <p>o-e oa ow oe</p>	<p>U</p>  <p>u-e eu, ew ue</p>
<p>OO</p>  <p>oo ou ui</p>	<p>OO</p>  <p>oo u ou</p>	<p>E</p> <p>a_e i_e o_e u_e</p>	<p>OR</p>  <p>or (w) ar</p>	<p>AR</p>  <p>ar</p>
			<p>AIR</p>  <p>air err ere -ar</p>	<p>IR</p>  <p>îr er, ir ear, eer ere, ier</p>
			<p>UR</p>  <p>ur er ir (w) or</p>	<p>UR</p>  <p>-ur -er -or -ar</p>
<p>AU</p>  <p>au aw (a) ll</p>	<p>OU</p>  <p>ou ow</p>	<p>OI</p>  <p>oi oy</p>		


Spelling and Reading with help from the cards

M




m

A



a


D




d
-ed

For Reading

sound




M




m

A



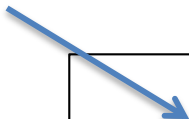
a

D




d
-ed

name




M




m

A



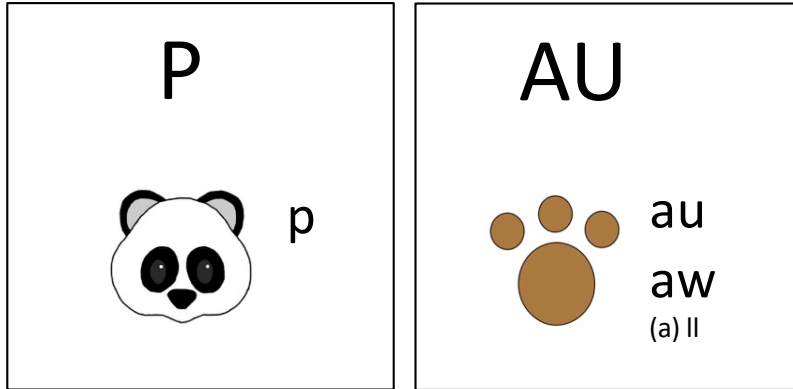
a

D




d
-ed

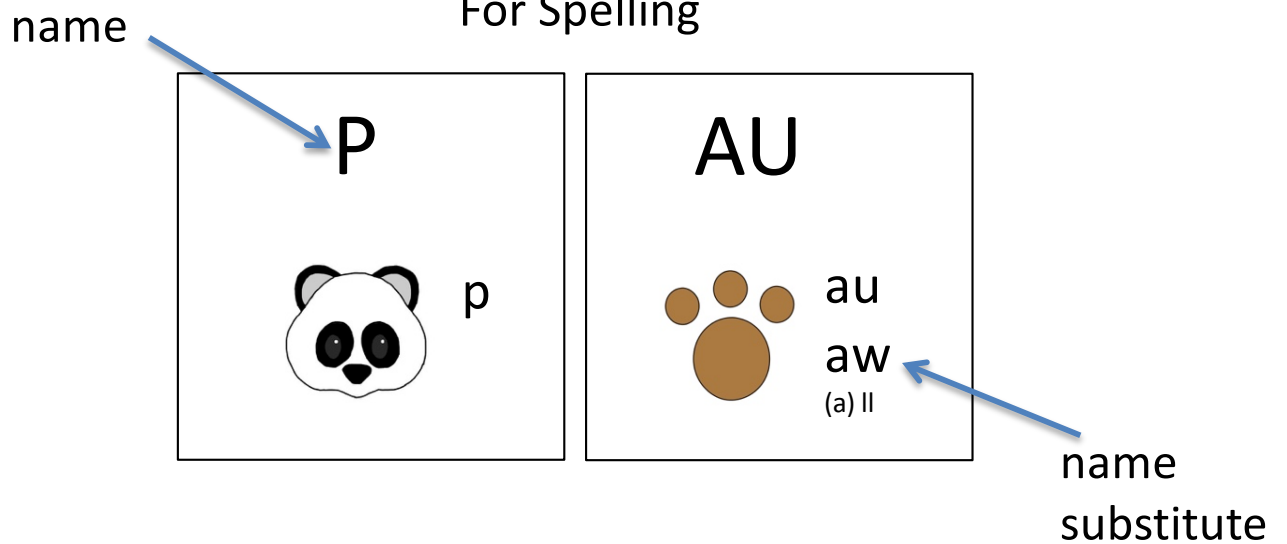
Spelling and Reading with help from the cards



For Reading



For Spelling



40L Vowel and Consonant Charts and Cards

These charts are based on the work of Caroline Yale and her Northampton Vowel and Consonant Charts, published in 1914 in "Formation and Development of Elementary English Sounds." This document is available from Google Books online and a later version is available from Don Potter, www.donpotter.net. I would like to thank Don Potter for drawing my attention to these charts and their use. Don Potter uses a version of the Northampton charts modified by Phonovisual. Their charts are available for purchase at www.phonovisual.com.

The charts are set up in sound order, not alphabetical order. This sound order aids in the development of phonemic awareness and highlights some of the peculiarities of English spelling and reading. For example, v/f and s/z and t/d are voiced and unvoiced consonant pairs. They are produced with the mouth, lips, and tongue all in the exact same position but with one voiced and one unvoiced. This explains why *ov* is pronounced "ov" and why words like *leaf* change to *leaves*. It also explains why *s* often has its consonant pair sound of *z* as in "is, as, was, nose, etc." It also explains why *-ed* can have the sound of *-ed* or /d/ or /t/. For more explanation about their arrangement, you can read Caroline Yale's "Formation and Development of Elementary English Sounds" online.

Don Potter has found that daily review of sounds on the charts with Kindergarten students led to great success with their reading, producing fluent, accurate readers.

The charts can be used for both initial learning of the sound spelling correspondences of English for a beginning student and as a reference for older students to aid in their reading while they are finalizing their mastery of the sound spelling patterns of English and the syllable division rules.

Volunteers from 40L have discovered that incorporating these charts into their "Syllables Spell Success" lessons accelerates the learning of English sound-spelling patterns. With volunteers helping students look up sounds a few times, they quickly learn to use the charts to look up sounds on their own.

The black and white versions were made for students to be able to color their own copies and for economical printing.

The cards can be used for practice spelling words and learning how to build and read words. Print at least two copies of each set of cards so that you can spell words with doubled letters like "ball," and if you are going to build longer words or make phrases, you may need 3 or more copies of each of the vowel and consonant card pages. The E between OO and OR can be used as a silent e.

For more information about 40L's phonics, reading, and spelling resources, see <http://www.thephonicspage.org>.

40L's volunteers hope that these charts will be a blessing to you wherever you are in your reading journey.